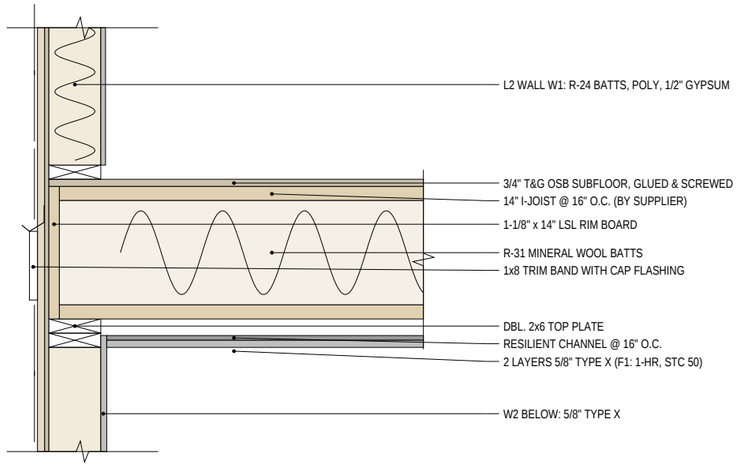

2 A-401 **FLOOR F1 AT EXTERIOR WALL**

SCALE: 3/4" = 1'-0"

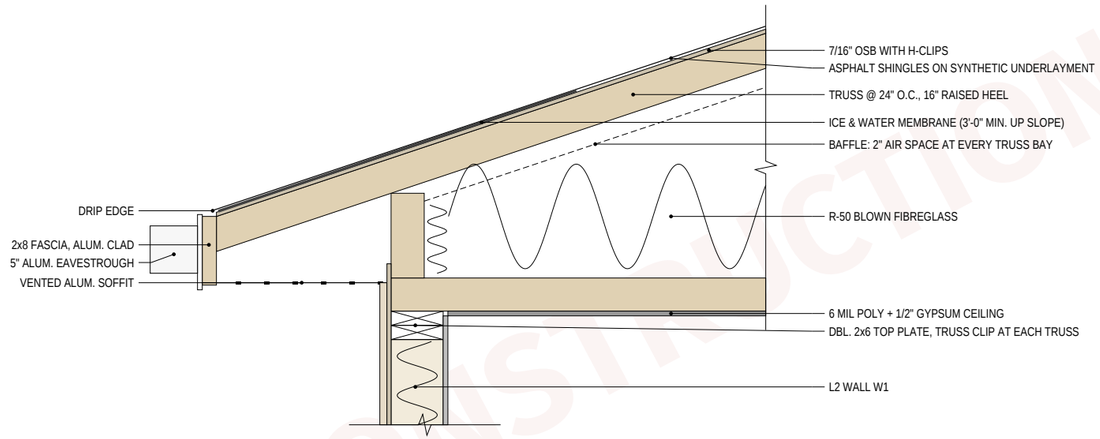

3 A-401 **EAVE AT RAISED-HEEL TRUSS**

SCALE: 3/4" = 1'-0"

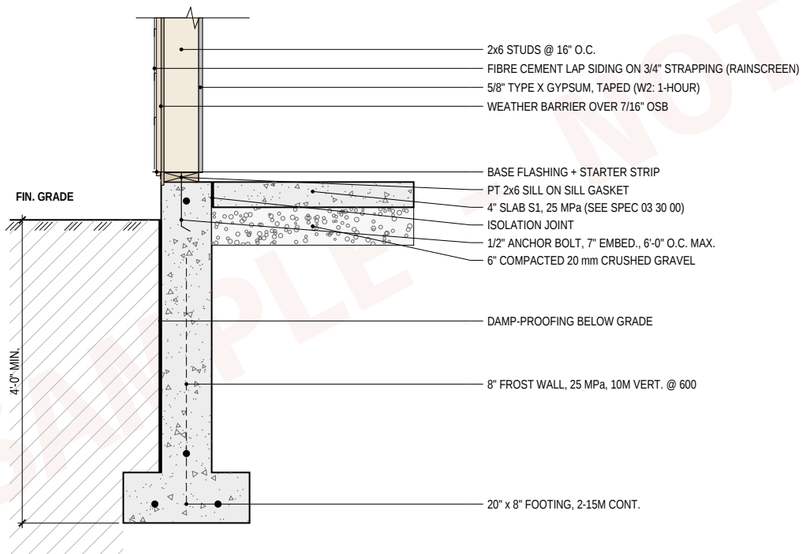

1 A-401 **FOUNDATION AT GARAGE WALL**

SCALE: 1/2" = 1'-0"

DETAIL NOTES

1. Fire separation (P1, F1, W2): seal every joint and penetration in the garage-side gypsum with a listed firestop; keep the separation continuous at the stair, the rim and the top of the garage walls.
2. Raised heel trusses: keep the 2" baffle air space from the soffit vent into the attic at every truss bay.
3. Window and door openings: sill pan flashing, jamb and head flashing lapped to the weather barrier.
4. Sill gasket and air seal at all sills, rim boards and top plates of heated walls.
5. Assembly layers: see the assemblies schedule on A-501.

MATERIALS

- Concrete
- Compacted gravel
- Earth
- Insulation (batt / blown)
- Framing cut in section
- Gypsum board

SAMPLE — NOT FOR CONSTRUCTION

EXAMPLE DESIGN CO.
Residential design (fictional)

200, 456 Sample Avenue SW, Calgary, AB
403-555-0142 · studio@example.org

PROJECT
Garage Suite: backyard suite above a double garage

ADDRESS
123 Example Street NW, Calgary, AB

LEGAL / ZONING
Lot 00, Block 0, Plan 000 0000 (fictional) · R-CG

OWNER
Pat & Sam Example

ISSUED FOR
PRICING — **REV 0**

NO.	DATE	DESCRIPTION
0	Jul 27, 2026	Issued for pricing

SAMPLE
NOT FOR CONSTRUCTION
Fictional project for a document-workflow demo. Not designed or reviewed by a registered professional. No seal.

DRAWN	CHECKED	DATE
EDC	EDC	2026-07-27

SCALE
AS NOTED

DRAWING LIST

A-000	Cover sheet, project data & notes
A-100	Site plan
S-101	Foundation plan
A-101	Level 1 plan (garage)
A-102	Level 2 plan (suite)
A-103	Roof plan
A-201	Elevations: north & south
A-202	Elevations: east & west
A-301	Building sections
A-401	**Details & assemblies**
A-501	Schedules & stair
S-201	Level 2 floor framing plan
S-202	Roof framing plan

Prepared by Alpha Seed as a fictional sample · alphaseed.ca

SHEET TITLE
DETAILS & ASSEMBLIES

A-401